


Petrolux

COLOR ENHANCER SEALER


Sealing colour enhancer treatment. Good brightening power and ease of application make it the ideal product for large area applications.



Untreated



Treated



EASY TO APPLY



ALSO IDEAL FOR LARGE AREAS



DOES NOT CREATE SURFACE FILMS

Technical data:

- ◆ Density at 25°C gr/cm³: 780
- ◆ Standard colour: colourless
- ◆ Appearance: opalescent liquid

Indicative duration:

- ◆ Indoor: 12-24 months
- ◆ Outdoor: 6-12 months

The stated duration is merely indicative



Solvent based

Indoor
Outdoor

Tools:

- ◆ Brush
- ◆ Cloth
- ◆ Sponge
- ◆ Fleece



Natural stone



Quartz

How to apply it:

- ◆ Apply the product to a dry, clean surface.
- ◆ Apply the product evenly.
- ◆ Do not expose to sunlight during application.
- ◆ If applied improperly, a sticky film will form.
- ◆ After a few minutes, wipe off excess product with a clean cloth.
- ◆ Do not step on the treated surface for 4-6 hours.
- ◆ After 24 hours, the treatment will be absorbed by the material, achieving the desired protection.

Indicative consumption 1 l:

Consumption depends on the porosity of the material - yield per coat

Lava stone and marble	30-40m ²
Quartz	20-30m ²

Safety measures:

Read the instructions in the technical and safety data sheet and the notes on the packaging before use. Close the container after use. For professional use only.

Warnings:

When a surface is treated for the first time, it is advisable to evaluate the effect or adhesion on a sample or hidden corner.



Opening the can



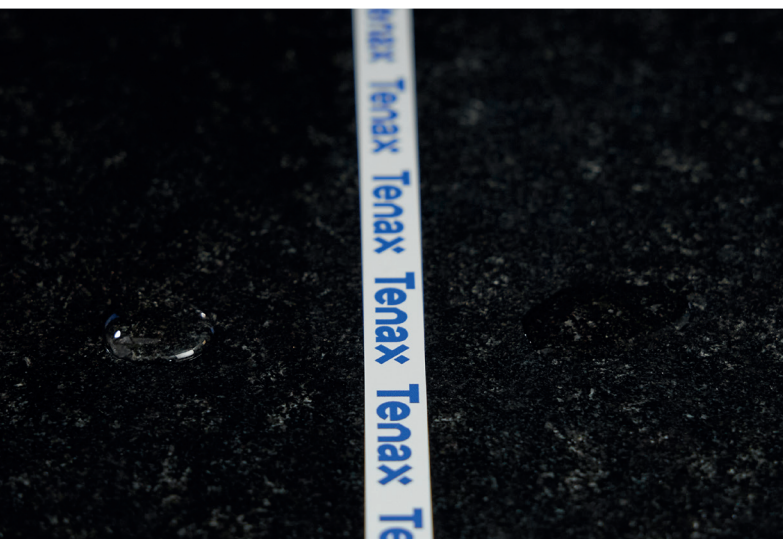
Dampen the cloth



Product application



Excess removal



Protective effect



Final result